

How to upgrade TP-Link MiFi product?

Notice:

1. Before upgrading:

- Please verify the hardware version of your device for the firmware version. Wrong firmware upgrading may damage your device and void the warranty.

[How to check over the hardware version of a TP-Link device?](#)

- It's recommended that users stop all Internet Applications on the computer.
- Please unzip the firmware file you have downloaded, and use the sub-zipped file named as **XXXX_user.zip** to upgrade.
- Please make sure the device is fully charged.

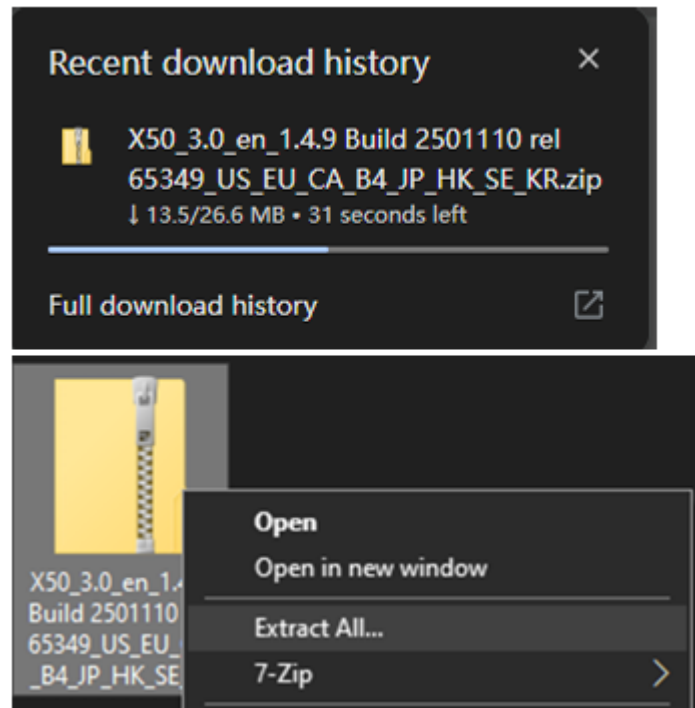
2. During upgrading:

- DO NOT upgrade the firmware through wireless connection unless there is no LAN/Ethernet port on your TP-Link device.
- DO NOT turn off the device during upgrade process.

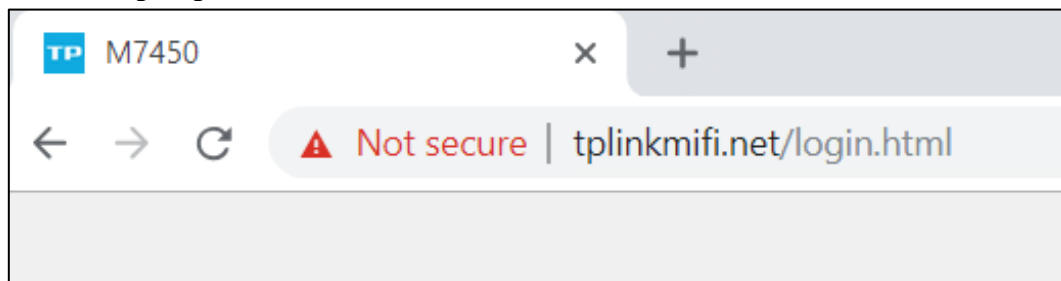
Steps about upgrading:

Step 1 Download the latest firmware file for the Mobile Wi-Fi from our website www.tp-link.com.

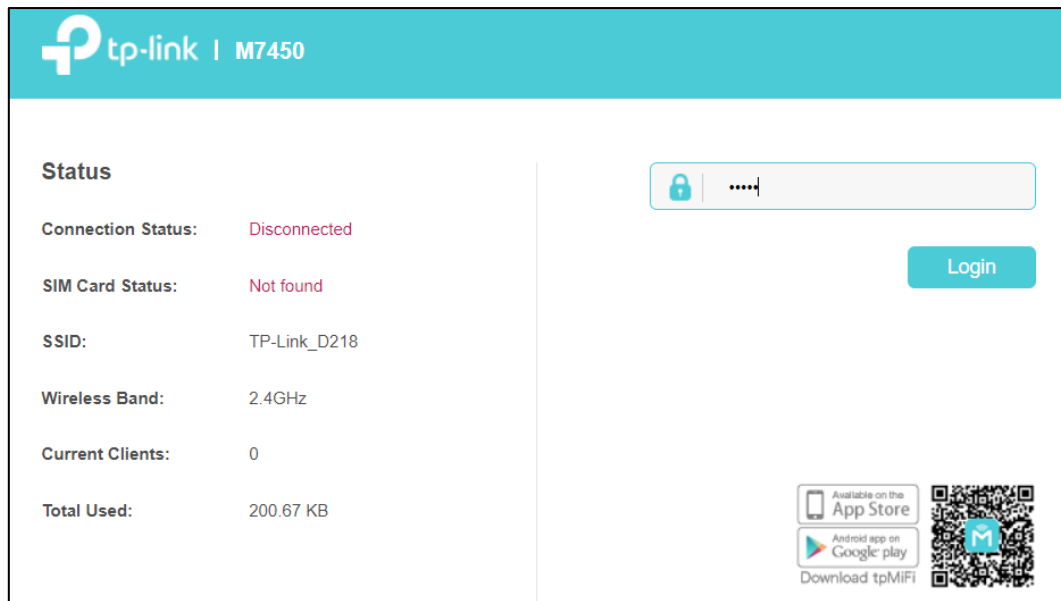
Step 2 Find and navigate to the zip file from which you want to extract the content. Rightclick on the file and select Extract All from the context menu. Google Chrome & Windows system as example.



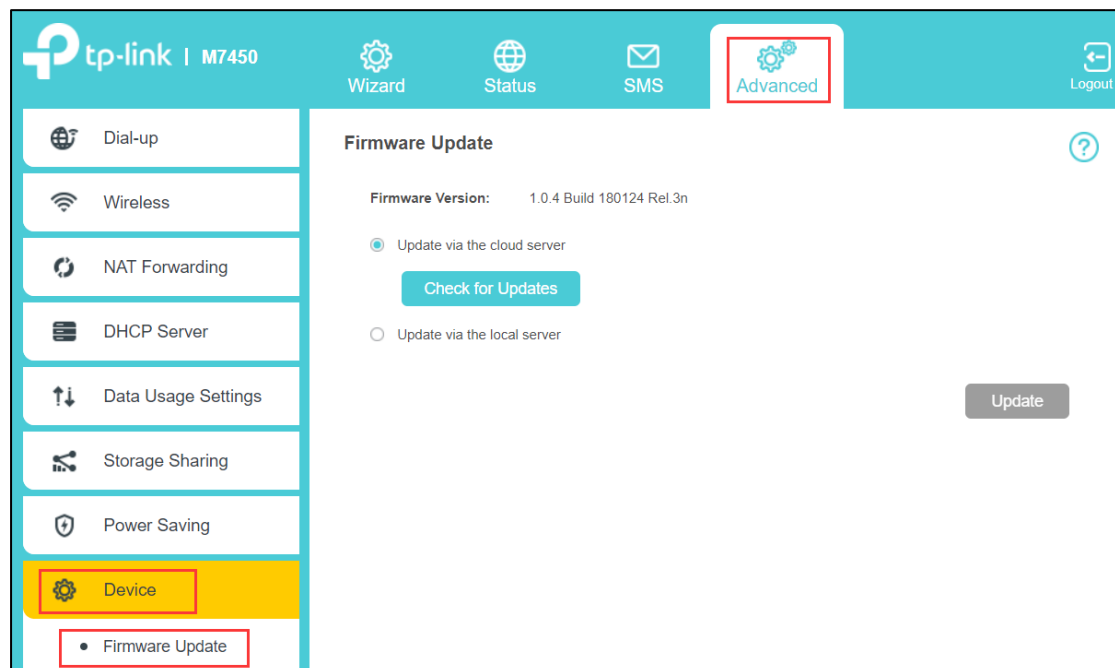
Step 3 Please connect your computer or other devices to MiFi product wirelessly or via USB cable (about how to access the MiFi product's Internet via USB cable, please refer to [FAQ 758](#)), then open the web browser and enter **http://tplinkmifi.net** in the address bar.



Step 4 Log into the management interface of your device. The default username and password are both **admin** in lower case.




Step 5 Select **Advanced > Device > Firmware Update**, and the webpage will show as below:



Step 6 Select “**Update via the local server**”, and click **Browse**.

Step 7 Select the zip file you have just downloaded from TP-LINK website. The firmware file is usually named as **XXXX_user.zip**.

Step 8 Click **Update**. The device will reboot automatically after upgrading.



Step 9 Verify that the mifi's firmware has been upgraded successfully or not in the same page.

How to check the hardware version of a TP-Link device?

Log in the device, click **Advanced->System Tools ->Firmware Upgrade**, The software and hardware version will be shown as the following picture.

